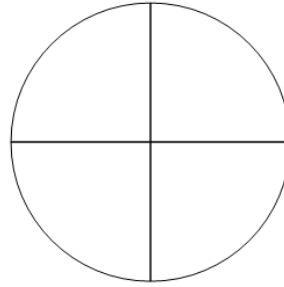




Math worksheet on 'Fraction Naming - Empty Image to Denominator Name (Level 1)'. Part of a broader unit on 'Fraction Foundations - Intro'

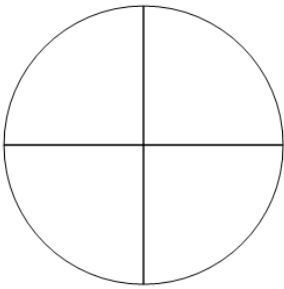
Learn online: app.mobius.academy/math/units/fractions_foundations_intro/

1 What is the name for the 4 parts this whole is split into?



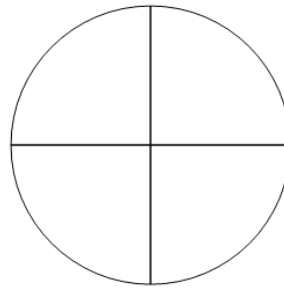
- | | |
|----------------------|----------------------|
| a
sevenths | b
quarters |
| c
thirds | d
ninths |

2 What is the name for the 4 parts this whole is split into?



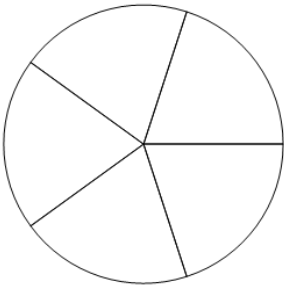
- | | |
|----------------------|---------------------|
| a
thirds | b
ninths |
| c
quarters | d
eighths |

3 What is the name for the 4 parts this whole is split into?



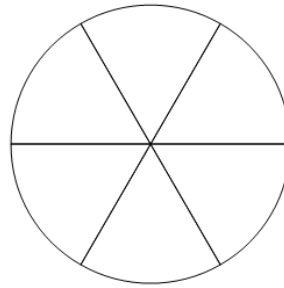
- | | |
|----------------------|--------------------|
| a
sevenths | b
sixths |
| c
fourths | d
thirds |

4 What is the name for the 5 parts this whole is split into?



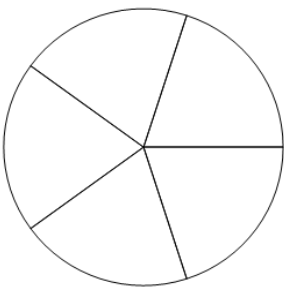
- | | |
|---------------------|---------------------|
| a
fourths | b
eighths |
| c
fifths | d
thirds |

5 What is the name for the 6 parts this whole is split into?



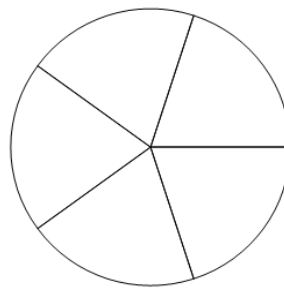
- | | |
|--------------------|----------------------|
| a
sixths | b
quarters |
| c
thirds | d
ninths |

6 What is the name for the 5 parts this whole is split into?



- | | |
|----------------------|--------------------|
| a
sixths | b
ninths |
| c
quarters | d
fifths |

7 What is the name for the 5 parts this whole is split into?



- | | |
|--------------------|---------------------|
| a
fifths | b
eighths |
| c
halves | d
sixths |