




Math worksheet on 'Fraction Naming - Fraction Image to Denominator Name (Level 2)'. Part of a broader unit on 'Fraction Foundations - Intro'

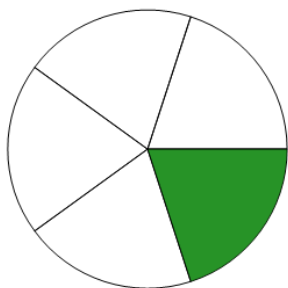
Learn online: app.mobius.academy/math/units/fractions_foundations_intro/

1 What is the name for the 6 parts this fraction is split into?



- | | |
|----------|-----------|
| a thirds | b eighths |
| c ninths | d sixths |

2 What is the name for the 5 parts this fraction is split into?



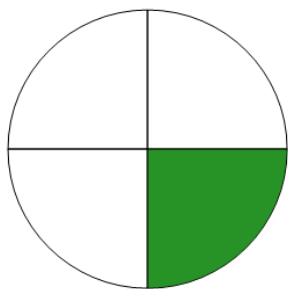
- | | |
|------------|----------|
| a eighths | b fifths |
| c sevenths | d ninths |

3 What is the name for the 4 parts this fraction is split into?




- | | |
|------------|----------|
| a sevenths | b thirds |
| c quarters | d fifths |

4 What is the name for the 4 parts this fraction is split into?




- | | |
|-----------|----------|
| a eighths | b fifths |
| c fourths | d ninths |

5 What is the name for the 2 parts this fraction is split into?



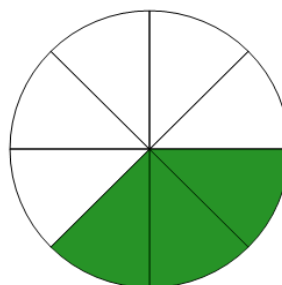
- | | |
|-----------|----------|
| a eighths | b halves |
| c fifths | d sixths |

6 What is the name for the 2 parts this fraction is split into?



- | | |
|----------|------------|
| a halves | b fourths |
| c thirds | d sevenths |

7 What is the name for the 8 parts this fraction is split into?



- | | |
|----------|-----------|
| a sixths | b eighths |
| c fifths | d thirds |