




Math worksheet on 'Fraction Naming - Fraction Image to Fraction Name (Level 2)'. Part of a broader unit on 'Fraction Foundations - Intro'


Learn online: [app.mobius.academy/math/units/fractions\\_foundations\\_intro/](http://app.mobius.academy/math/units/fractions_foundations_intro/)

1 What is the name of this fraction?



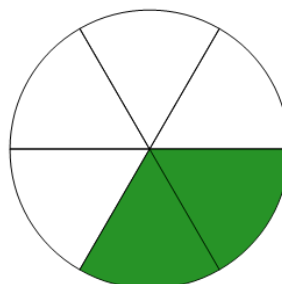
- a five eighths
- b two thirds
- c one fourths
- d two eighths

2 What is the name of this fraction?



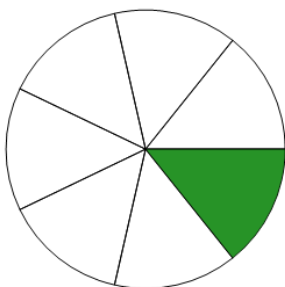
- a five sixths
- b seven eighths
- c one fourths
- d two eighths

3 What is the name of this fraction?



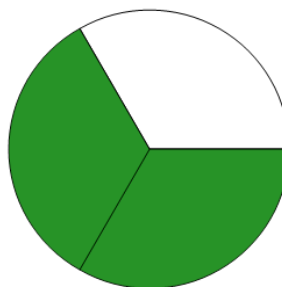
- a three ninths
- b two thirds
- c three quarters
- d two sixths

4 What is the name of this fraction?




- |               |               |
|---------------|---------------|
| a one half    | b five sixths |
| c two fourths | d one seventh |

5 What is the name of this fraction?



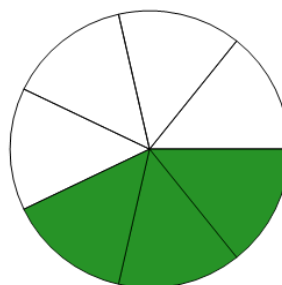
- a three eighths
- b two thirds
- c seven eighths

6 What is the name of this fraction?



- a one half
- b four eighths
- c one third
- d six sevenths

7 What is the name of this fraction?



- a one quarter
- b one sixth
- c three sevenths
- d two fourths