

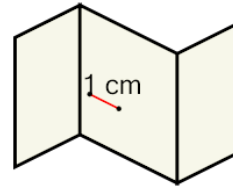


Math worksheet on 'Metric Unit Scale on Map - Find Actual - Less than 1000 - Same Single Unit (Level 1, Part of a broader unit on 'Measurement Conversion a Map Scale - Intro - Metric'

Learn online:

[app.mobius.academy/math/units/measurement\\_unit\\_conversion\\_and\\_scale\\_intro\\_me](http://app.mobius.academy/math/units/measurement_unit_conversion_and_scale_intro_me)

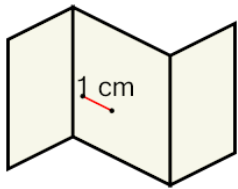
**1** The map has a scale of 1:40. How many centimeters would 1 cm on the map represent?



Scale: 1:40

|          |          |          |         |
|----------|----------|----------|---------|
| <b>a</b> | 4 cm     | <b>b</b> | 40 cm   |
| <b>c</b> | 400 cm   | <b>d</b> | 0.04 cm |
| <b>e</b> | 4,000 cm |          |         |

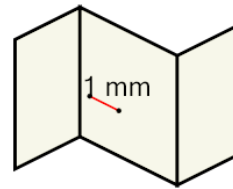
**2** The map has a scale of 1:20. How many centimeters would 1 cm on the map represent?



Scale: 1:20

|          |          |          |           |
|----------|----------|----------|-----------|
| <b>a</b> | 20 cm    | <b>b</b> | 20,000 cm |
| <b>c</b> | 2,000 cm | <b>d</b> | 0.2 cm    |
| <b>e</b> | 200 cm   |          |           |

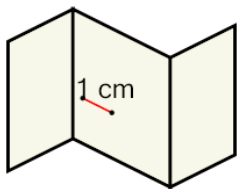
**3** The map has a scale of 1:2,000. How many millimeters would 1 mm on the map represent?



Scale: 1:2,000

|          |          |          |       |
|----------|----------|----------|-------|
| <b>a</b> | 2,000 mm | <b>b</b> | 20 mm |
| <b>c</b> | 200 mm   |          |       |
|          |          |          |       |

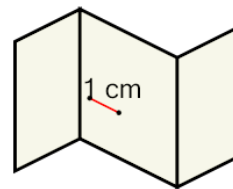
**4** The map has a scale of 1:5,000. How many centimeters would 1 cm on the map represent?



Scale: 1:5,000

|          |              |
|----------|--------------|
| <b>a</b> | 50,000 cm    |
| <b>b</b> | 500 cm       |
| <b>c</b> | 5,000 cm     |
| <b>d</b> | 5,000,000 cm |
| <b>e</b> | 500,000 cm   |
| <b>f</b> | 5 cm         |

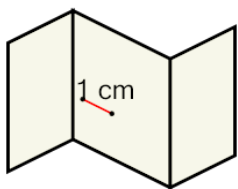
**5** The map has a scale of 1:2,000. How many centimeters would 1 cm on the map represent?



Scale: 1:2,000

|          |              |
|----------|--------------|
| <b>a</b> | 2,000 cm     |
| <b>b</b> | 20 cm        |
| <b>c</b> | 2,000,000 cm |
| <b>d</b> | 200,000 cm   |
| <b>e</b> | 2 cm         |

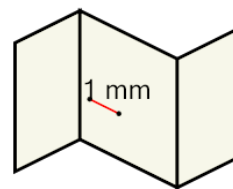
**6** The map has a scale of 1:200. How many centimeters would 1 cm on the map represent?



Scale: 1:200

|          |       |          |           |
|----------|-------|----------|-----------|
| <b>a</b> | 2 cm  | <b>b</b> | 20,000 cm |
| <b>c</b> | 20 cm | <b>d</b> | 200 cm    |
|          |       |          |           |

**7** The map has a scale of 1:700. How many millimeters would 1 mm on the map represent?



Scale: 1:700

|          |            |          |        |
|----------|------------|----------|--------|
| <b>a</b> | 700,000 mm | <b>b</b> | 700 mm |
| <b>c</b> | 7,000 mm   | <b>d</b> | 70 mm  |
| <b>e</b> | 7 mm       |          |        |