






Math worksheet on 'Patterning - Missing from 4 Item Repeating Shape Pattern (Level 2)'. Part of a broader unit on 'Patterning - Visual Patterns Basics'

Learn online: [app.mobius.academy/math/units/patterning\\_visual\\_basics/](http://app.mobius.academy/math/units/patterning_visual_basics/)




1 Find the item that would complete this pattern in the missing space



a 	b 	c 
--	---	---



2 Find the item that would complete this pattern in the missing space



a 	b 	c 
---	---	---




3 Find the item that would complete this pattern in the missing space




a 	b 	c 
---	---	---




4 Find the item that would complete this pattern in the missing space



a 	b 	c 
---	---	---




5 Find the item that would complete this pattern in the missing space



a 	b 	c 
--	---	---




6 Find the item that would complete this pattern in the missing space



a 	b 	c 
---	---	---

7 Find the item that would complete this pattern in the missing space



a 	b 	c 
---	---	---