



Math worksheet on 'Patterning - Next in 4 Item Repeating Shape Pattern (Level 1)'. Part of a broader unit on 'Patterning - Visual Patterns Basics'

Learn online: app.mobius.academy/math/units/patterning_visual_basics/

1

Find the item that would be next in this pattern



a



b



2


Find the item that would be next in this pattern



a



b




3

Find the item that would be next in this pattern



a



b




4

Find the item that would be next in this pattern



a



b



5

Find the item that would be next in this pattern



a



b



6

Find the item that would be next in this pattern



a



b



7

Find the item that would be next in this pattern



a



b

