



Math worksheet on 'Patterning - Next in 4 Item Repeating Shape Pattern (Level 2)'. Part of a broader unit on 'Patterning - Visual Patterns Basics'


Learn online: [app.mobius.academy/math/units/patterning\\_visual\\_basics/](http://app.mobius.academy/math/units/patterning_visual_basics/)

1

Find the item that would be next in this pattern




a



b



c



2

Find the item that would be next in this pattern



a



b



c



3

Find the item that would be next in this pattern




a



b



c



4

Find the item that would be next in this pattern



a



b



c



5

Find the item that would be next in this pattern



a



b



c



6

Find the item that would be next in this pattern



a



b



c



7

Find the item that would be next in this pattern



a



b



c

