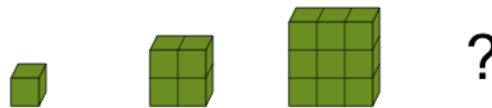




Math worksheet on 'Patterning - Concept Intro - (Quadratic) - Picture to Next Term (Level 1)'. Part of a broader unit on 'Patterning - Number Patterns Practice'

Learn online: app.mobius.academy/math/units/patterning_number_practice/

1 Find the term that would be next in this quadratic pattern



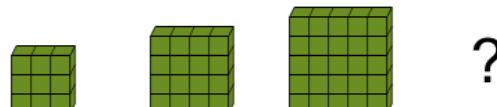
a	b	c	d	e	f
36	9	16	11	6	46

2 Find the term that would be next in this quadratic pattern



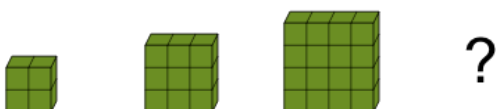
a	b	c	d	e	f
21	4	16	11	36	6

3 Find the term that would be next in this quadratic pattern



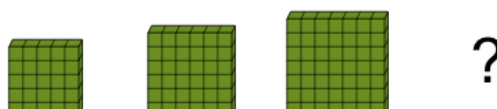
a	b	c	d	e	f
36	41	31	46	21	16

4 Find the term that would be next in this quadratic pattern



a	b	c	d	e	f
15	25	5	35	45	30

5 Find the term that would be next in this quadratic pattern



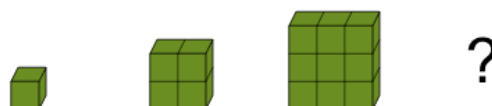
a	b	c	d	e	f
69	64	94	79	59	89

6 Find the term that would be next in this quadratic pattern



a	b	c	d	e	f
4	16	26	21	41	31

7 Find the term that would be next in this quadratic pattern



a	b	c	d	e	f
11	16	1	9	31	4