




Math worksheet on 'Patterning - Rule for 2 Item Repeating Shape Pattern (Level 1)'. Part of a broader unit on 'Patterning - Visual Patterns Intro'

Learn online: app.mobius.academy/math/units/patterning_visual_intro/


2 Choose the rule that describes this pattern



a red circle, yellow rectangle, green triangle, then repeat

b green triangle, red circle, then repeat


4 Choose the rule that describes this pattern



a yellow rectangle, green triangle, red circle, then repeat

b red circle, green triangle, then repeat


6 Choose the rule that describes this pattern



a green triangle, red circle, blue square, then repeat

b red circle, green triangle, then repeat


1 Choose the rule that describes this pattern



a yellow rectangle, green triangle, then repeat

b yellow rectangle, red circle, yellow rectangle, then repeat


3 Choose the rule that describes this pattern



a blue square, blue square, yellow rectangle, then repeat

b yellow rectangle, red circle, then repeat


5 Choose the rule that describes this pattern



a blue square, green triangle, red circle, then repeat

b blue square, yellow rectangle, then repeat

7 Choose the rule that describes this pattern



a green triangle, yellow rectangle, red circle, then repeat

b green triangle, red circle, then repeat