

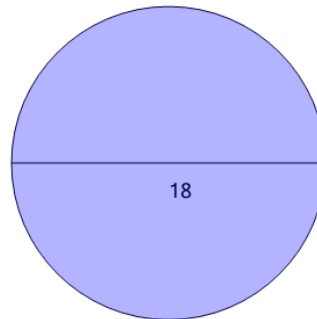


Math worksheet on 'Circumference from Diameter (Level 2)'. Part of a broader unit on 'Geometry - Circle Area and Circumference - Practice'

Learn online:

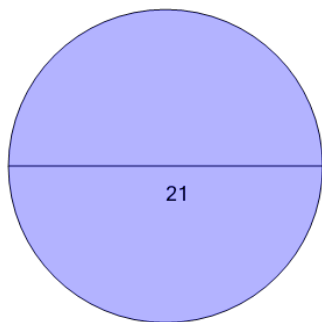
app.mobius.academy/math/units/geometry_circles_perimeter_area_practice/

1 Find the circumference without using a calculator. Remember that π is just a bit more than 3.



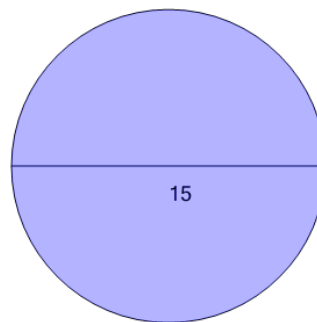
a	56.55	b	162
c	18	d	254.47
e	28.27	f	62.83

2 Find the circumference without using a calculator. Remember that π is just a bit more than 3.



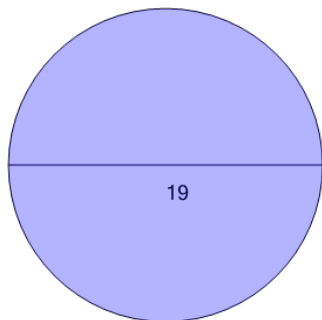
a	91.11	b	21
c	32.99	d	220.5
e	346.36	f	65.97

3 Find the circumference without using a calculator. Remember that π is just a bit more than 3.



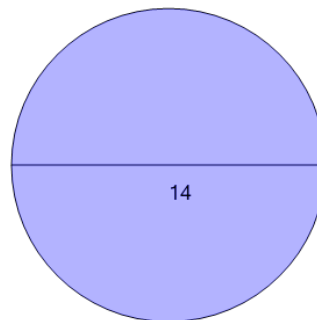
a	53.41	b	47.12
c	15	d	112.5
e	23.56	f	176.71

4 Find the circumference without using a calculator. Remember that π is just a bit more than 3.



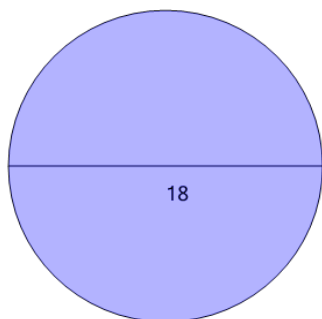
a	19	b	180.5
c	65.97	d	59.69
e	29.85	f	283.53

5 Find the circumference without using a calculator. Remember that π is just a bit more than 3.



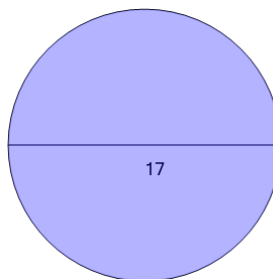
a	14	b	98
c	43.98	d	21.99
e	50.27	f	153.94

6 Find the circumference without using a calculator. Remember that π is just a bit more than 3.



a	254.47	b	18
c	28.27	d	81.68
e	162	f	56.55

7 Find the circumference without using a calculator. Remember that π is just a bit more than 3.



a	26.7	b	17
c	78.54	d	65.97
e	144.5	f	53.41