

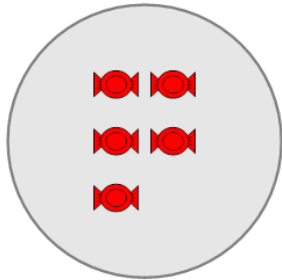


Math worksheet on 'Picture Numbers - Subtracting - Picture and Instruction to Equation (Level 1)'. Part of a broader unit on 'Picture Numbers - Addition and Subtraction'

Learn online:

app.mobius.academy/math/units/picture_numbers_addition_subtraction_practice/

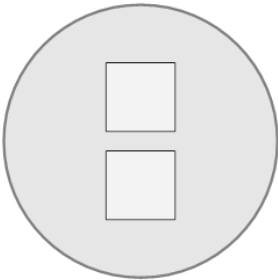
1 Choose the subtraction sentence for when you remove 3 red candies.



Remove 3 candies

a 5 - 7	b 5 - 0	c 8 - 3
d 6 - 3	e 5 - 3	f 5 - 2

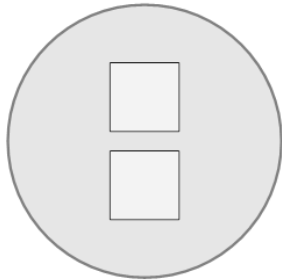
2 Choose the subtraction sentence for when you remove 1 white square.



Remove 1 square

a 2 - 5	b 2 - 2	c 2 - 1
d 4 - 1	e 2 - 4	f 6 - 1

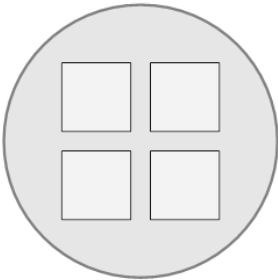
3 Choose the subtraction sentence for when you remove 1 white square.



Remove 1 square

a 1 - 1	b 5 - 1	c 2 - 4
d 0 - 1	e 2 - 1	f 2 - 2

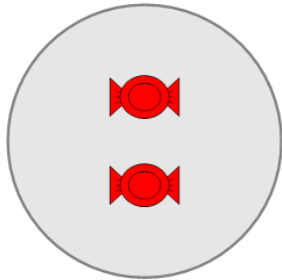
4 Choose the subtraction sentence for when you remove 3 white squares.



Remove 3 squares

a 4 - 6	b 8 - 3	c 2 - 3
d 4 - 3	e 4 - 2	f 4 - 1

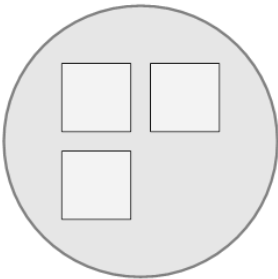
5 Choose the subtraction sentence for when you remove 1 red candy.



Remove 1 candy

a 5 - 1	b 4 - 1	c 3 - 1
d 2 - 2	e 2 - 1	f 1 - 1

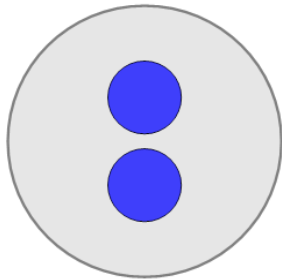
6 Choose the subtraction sentence for when you remove 1 white square.



Remove 1 square

a 3 - 3	b 3 - 1	c 3 - 2
d 5 - 1	e 3 - 5	f 0 - 1

7 Choose the subtraction sentence for when you remove 1 blue circle.



Remove 1 circle

a 3 - 1	b 2 - 3	c 2 - 1
d 2 - 0	e 2 - 2	f 0 - 1