




Math worksheet on 'Picture Numbers - Subtracting - Picture and Instruction to Equation (Level 2)'. Part of a broader unit on 'Picture Numbers - Addition and Subtraction'

Learn online:

app.mobius.academy/math/units/picture_numbers_addition_subtraction_practice/


1 Choose the subtraction sentence for when you remove 2 blue circles.



Remove 2 circles

a	b	c
4 - 2	2 - 2	1 - 2
d	e	f
3 - 2	0 - 2	8 - 2


2 Choose the subtraction sentence for when you remove 4 blue circles.



Remove 4 circles

a	b	c
7 - 4	5 - 4	7 - 2
d	e	f
7 - 2	7 - 5	6 - 4

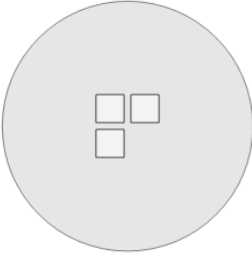
3 Choose the subtraction sentence for when you remove 4 white squares.



Remove 4 squares

a	b	c
5 - 7	5 - 3	5 - 4
d	e	f
5 - 8	3 - 4	5 - 3

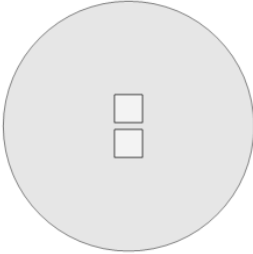
4 Choose the subtraction sentence for when you remove 1 white square.



Remove 1 square

a	b	c
7 - 1	3 - 1	6 - 1
d	e	f
3 - 4	0 - 1	3 - 3


5 Choose the subtraction sentence for when you remove 1 white square.



Remove 1 square

a	b	c
2 - 2	1 - 1	2 - 1
d	e	f
2 - 2	1 - 1	0 - 1

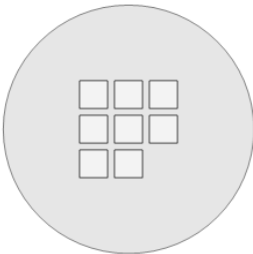
6 Choose the subtraction sentence for when you remove 1 blue circle.



Remove 1 circle

a	b	c
3 - 3	0 - 1	3 - 1
d	e	f
4 - 1	3 - 3	1 - 1

7 Choose the subtraction sentence for when you remove 1 white square.



Remove 1 square

a	b	c
8 - 2	8 - 2	8 - 3
d	e	f
8 - 0	9 - 1	8 - 1