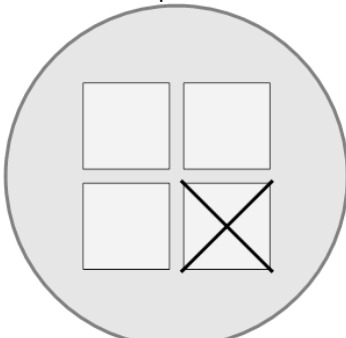




Math worksheet on 'Picture Numbers - Subtracting - Picture to Equation (Level 1)'. Part of a broader unit on 'Picture Numbers - Subtraction Intro'

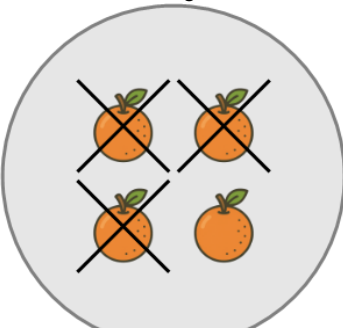
Learn online: app.mobius.academy/math/units/picture_numbers_subtraction_intro/

1 Choose the subtraction sentence for the white squares?



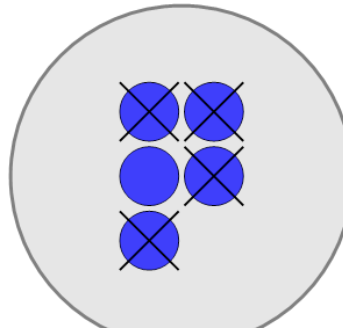
a	b	c
4 - 2	3 - 1	4 - 4
d	e	f
6 - 1	4 - 0	4 - 1

2 Choose the subtraction sentence for the orange oranges?



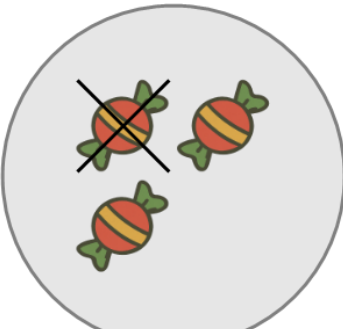
a	b	c
4 - 6	4 - 5	6 - 3
d	e	f
2 - 3	4 - 3	4 - 2

3 Choose the subtraction sentence for the blue circles?



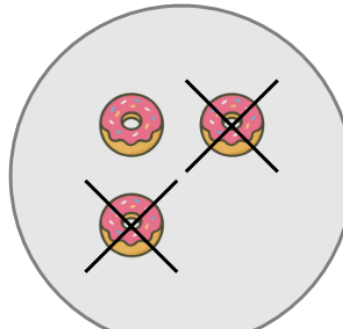
a	b	c
5 - 4	6 - 4	1 - 4
d	e	f
5 - 6	5 - 8	5 - 2

4 Choose the subtraction sentence for the red candies?



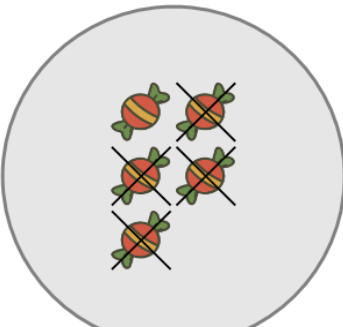
a	b	c
0 - 1	7 - 1	3 - 1
d	e	
1 - 1	3 - 4	

5 Choose the subtraction sentence for the orange donuts?




a	b	c
2 - 2	3 - 0	1 - 2
d	e	f
3 - 3	3 - 2	6 - 2

6 Choose the subtraction sentence for the red candies?



a	b	c
8 - 4	0 - 4	5 - 4
d	e	f
9 - 4	5 - 6	5 - 2

7 Choose the subtraction sentence for the orange ice creams?



a	b	c
4 - 1	4 - 4	1 - 1
d		
8 - 1		