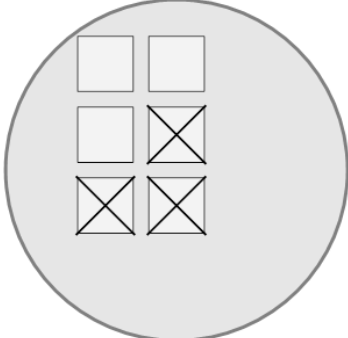




Math worksheet on 'Picture Numbers - Subtracting - Picture to Equation (Level 2)'. Part of a broader unit on 'Picture Numbers - Subtraction Intro'

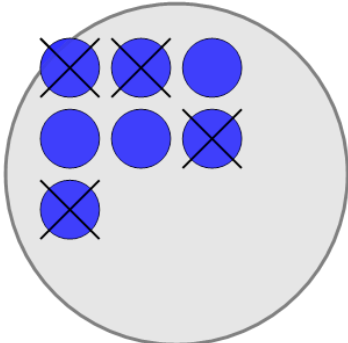
Learn online: app.mobius.academy/math/units/picture_numbers_subtraction_intro/

1 Choose the subtraction sentence for the white squares?



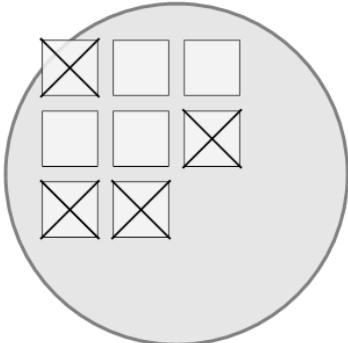
a 6 - 2	b 6 - 3
c 8 - 3	d 6 - 0
e 6 - 7	f 10 - 3

2 Choose the subtraction sentence for the blue circles?



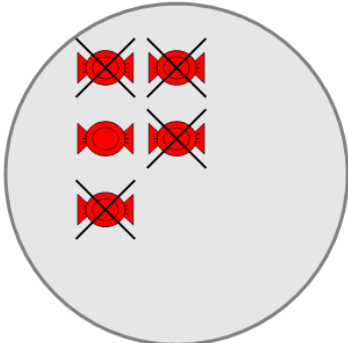
a 7 - 8	b 11 - 4
c 7 - 0	d 7 - 1
e 2 - 4	f 7 - 4

3 Choose the subtraction sentence for the white squares?



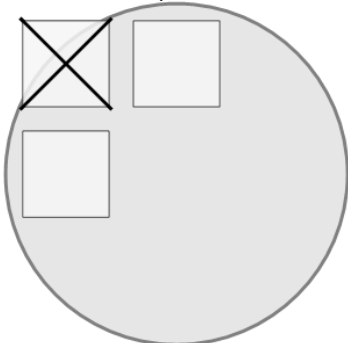
a 8 - 5	b 8 - 4	c 3 - 4
d 7 - 4	e 6 - 4	f 8 - 6

4 Choose the subtraction sentence for the red candies?



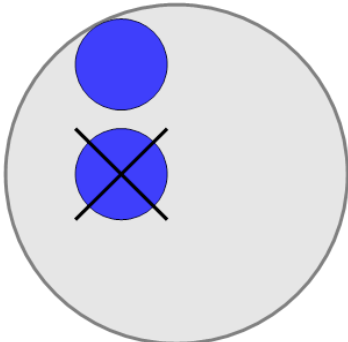
a 5 - 3	b 1 - 4	c 8 - 4
d 5 - 4	e 9 - 4	f 5 - 6

5 Choose the subtraction sentence for the white squares?



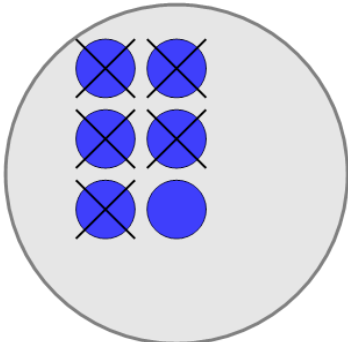
a 3 - 4	b 3 - 2	c 1 - 1
d 0 - 1	e 4 - 1	f 3 - 1

6 Choose the subtraction sentence for the blue circles?



a 2 - 3	b 2 - 1	c 1 - 1
d 2 - 4	e 5 - 1	f 4 - 1

7 Choose the subtraction sentence for the blue circles?



a 3 - 5	b 2 - 5	c 6 - 5
d 7 - 5	e 6 - 4	