

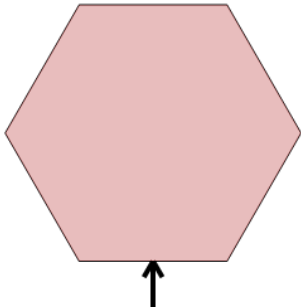


Math worksheet on '2D Shapes - Side and Vertex Naming - Image to Yes/No (Level 1)'. Part of a broader unit on 'Geometry - Shape Classification (2D) - Intro'

Learn online:

app.mobius.academy/math/units/geometry_shapes_2d_classifying_intro/

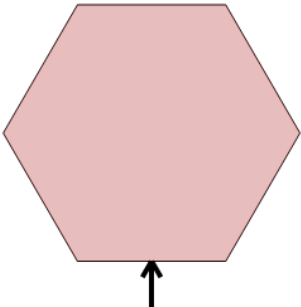
2



Is the arrow pointing to a side on this shape?

a	b
Yes	No

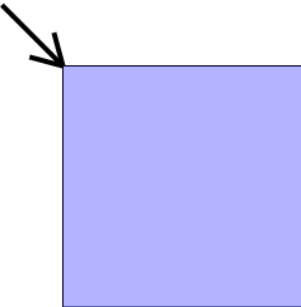
3



Is the arrow pointing to a vertex on this shape?

a	b
Yes	No

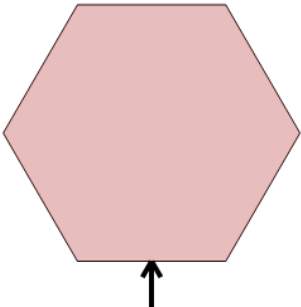
4



Is the arrow pointing to a side on this shape?

a	b
Yes	No

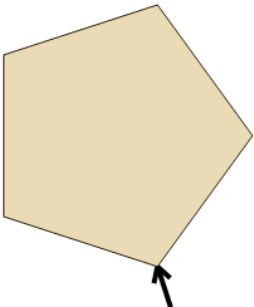
5



Is the arrow pointing to a vertex on this shape?

a	b
Yes	No

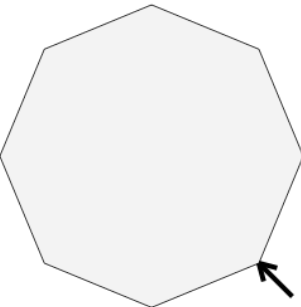
6



Is the arrow pointing to a vertex on this shape?

a	b
Yes	No

7



Is the arrow pointing to a vertex on this shape?

a	b
Yes	No