

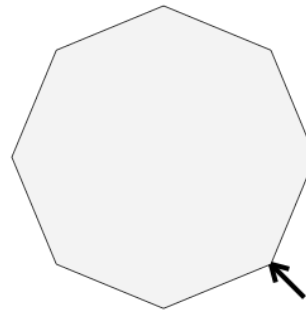


Math worksheet on '2D Shapes - Side and Vertex Naming - Image to Yes/No (Level 2)'. Part of a broader unit on 'Geometry - Shape Classification (2D) - Intro'

Learn online:

app.mobius.academy/math/units/geometry_shapes_2d_classifying_intro/

1



Is the arrow pointing to a side on this shape?

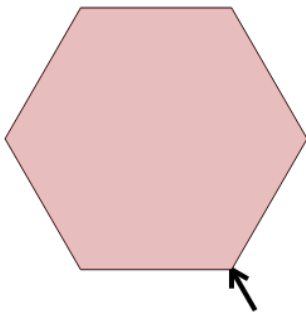
a

Yes

b

No

2



Is the arrow pointing to a side on this shape?

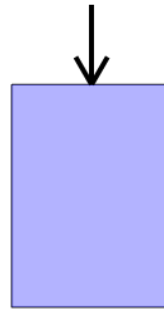
a

Yes

b

No

3



Is the arrow pointing to a vertex on this shape?

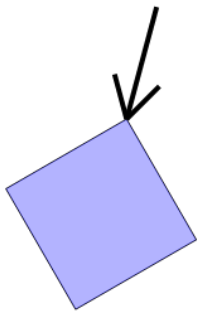
a

Yes

b

No

4



Is the arrow pointing to a vertex on this shape?

a

Yes

b

No

5



Is the arrow pointing to a vertex on this shape?

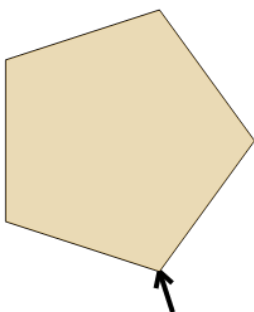
a

Yes

b

No

6



Is the arrow pointing to a vertex on this shape?

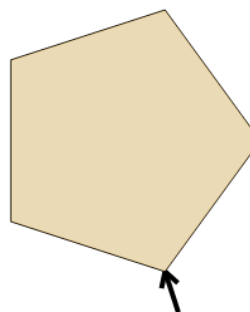
a

Yes

b

No

7



Is the arrow pointing to a side on this shape?

a

Yes

b

No