



Math worksheet on '2D Shape Congruent or Similar - Property to Image Pair (Level 1)'. Part of a broader unit on 'Geometry - Shape Classification (2D) - Intro'

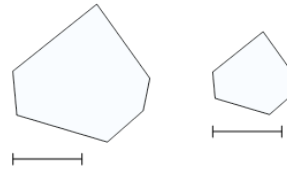
Learn online:

[app.mobius.academy/math/units/geometry\\_shapes\\_2d\\_classifying\\_intro/](http://app.mobius.academy/math/units/geometry_shapes_2d_classifying_intro/)

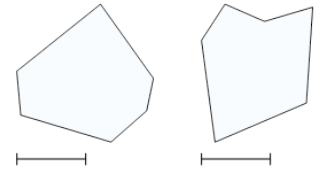
**1** Which pair of images is neither similar nor congruent?

neither similar nor congruent

**a**



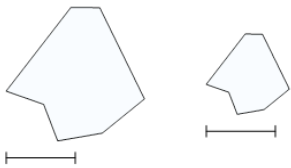
**b**



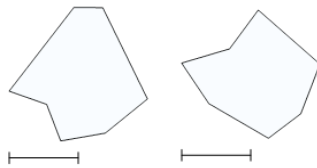
**2** Which pair of images is similar?

similar

**a**



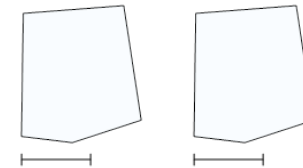
**b**



**3** Which pair of images is congruent?

congruent

**a**



**b**

