

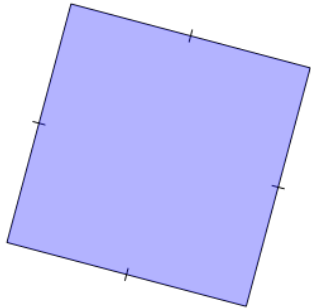


Math worksheet on '2D Shape Symmetry - Where Is Line of Symmetry (Level 2)'. Part of a broader unit on 'Geometry - Shape Classification (2D) - Intro'

Learn online:

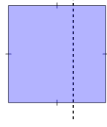
app.mobius.academy/math/units/geometry_shapes_2d_classifying_intro/

1

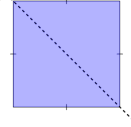


Where is a line of symmetry on this Square?

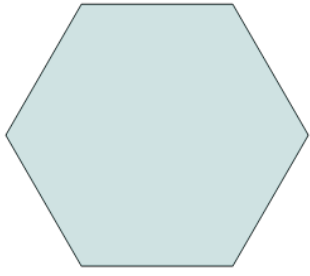
a



b

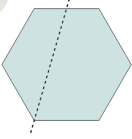


2

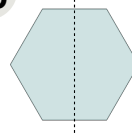


Where is a line of symmetry on this Hexagon?

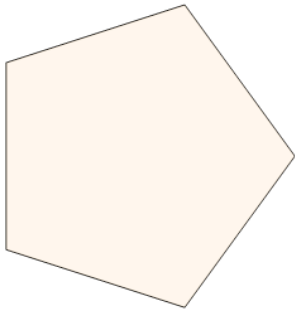
a



b

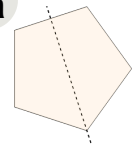


3

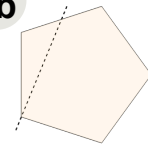


Where is a line of symmetry on this Pentagon?

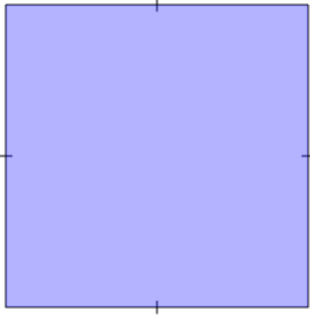
a



b

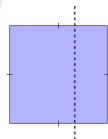


4

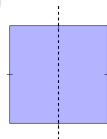


Where is a line of symmetry on this Square?

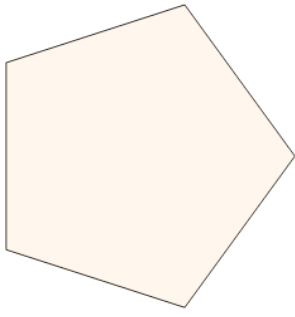
a



b

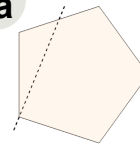


5

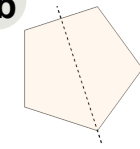


Where is a line of symmetry on this Pentagon?

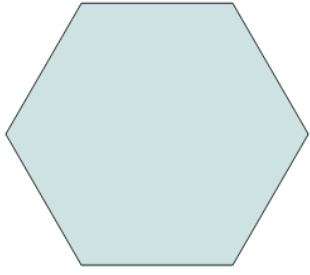
a



b

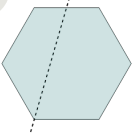


6

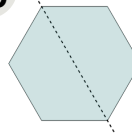


Where is a line of symmetry on this Hexagon?

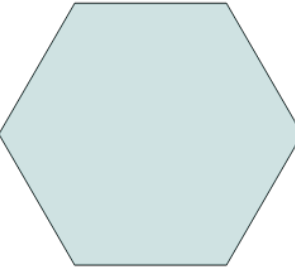
a



b

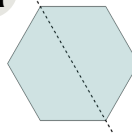


7



Where is a line of symmetry on this Hexagon?

a



b

