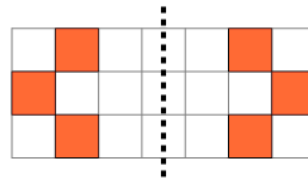




Math worksheet on '2D Shape Symmetry - Is This Symmetric (Level 1)'. Part of a broader unit on 'Geometry Basics - Intro'

Learn online: app.mobius.academy/math/units/geometry_basics/

1



Are the left and right sides symmetric?

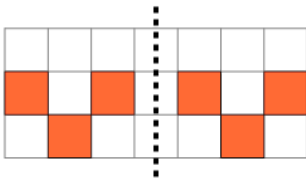
a

Yes

b

No

2



Are the left and right sides symmetric?

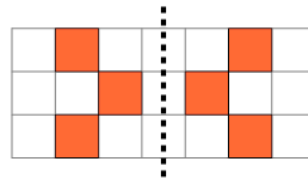
a

Yes

b

No

3



Are the left and right sides symmetric?

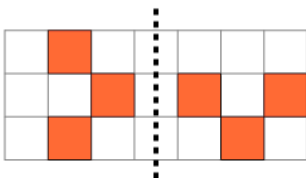
a

Yes

b

No

4



Are the left and right sides symmetric?

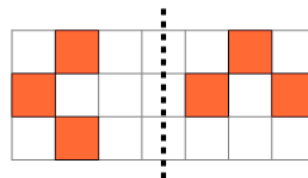
a

Yes

b

No

5



Are the left and right sides symmetric?

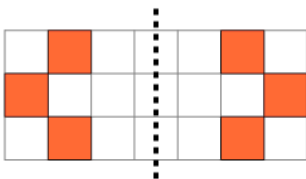
a

Yes

b

No

6



Are the left and right sides symmetric?

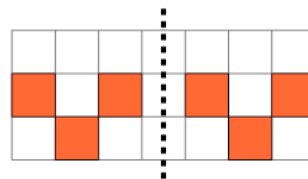
a

Yes

b

No

7



Are the left and right sides symmetric?

a

Yes

b

No