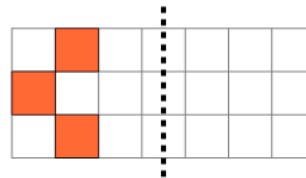




Math worksheet on '2D Shape Symmetry - Which Shape Is Symmetric (Level 1)'. Part of a broader unit on 'Geometry Basics - Intro'

Learn online: app.mobius.academy/math/units/geometry_basics/

1



Which right side image would be symmetric?

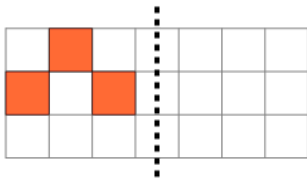
a



b

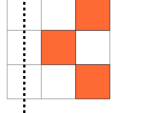


2

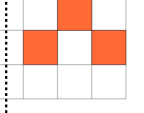


Which right side image would be symmetric?

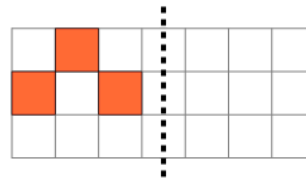
a



b



3

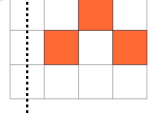


Which right side image would be symmetric?

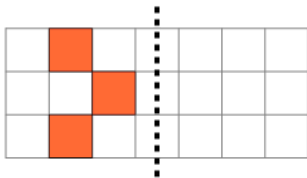
a



b



4

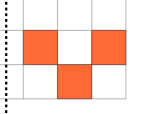


Which right side image would be symmetric?

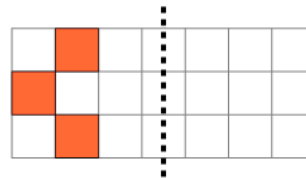
a



b

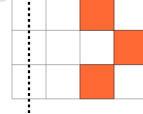


5

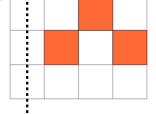


Which right side image would be symmetric?

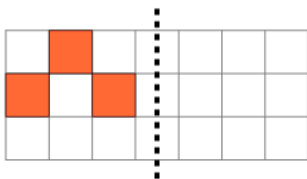
a



b

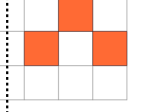


6

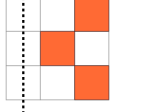


Which right side image would be symmetric?

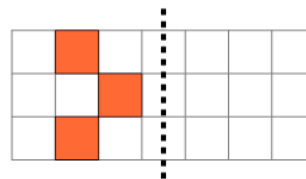
a



b

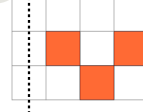


7



Which right side image would be symmetric?

a



b

