

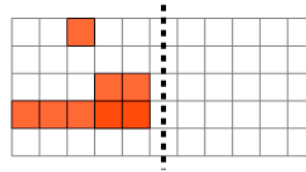


Math worksheet on '2D Shape Symmetry - Which Shape Is Symmetric (Level 3)'. Part of a broader unit on 'Geometry - Shape Classification (2D) - Intro'

Learn online:

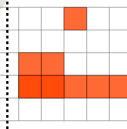
app.mobius.academy/math/units/geometry_shapes_2d_classifying_intro/

1

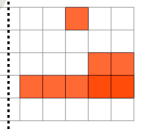


Which right side image would be symmetric?

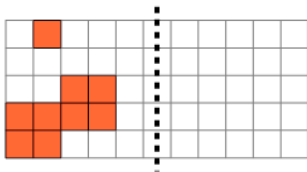
a



b

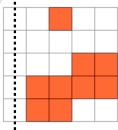


2

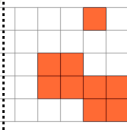


Which right side image would be symmetric?

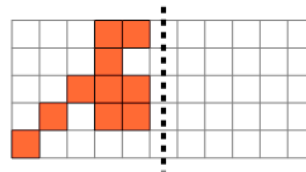
a



b

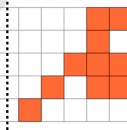


3

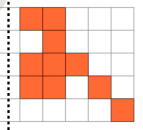


Which right side image would be symmetric?

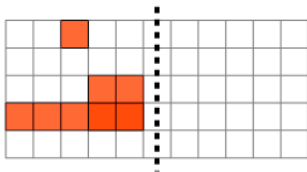
a



b

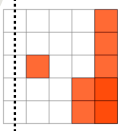


4

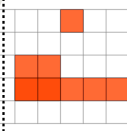


Which right side image would be symmetric?

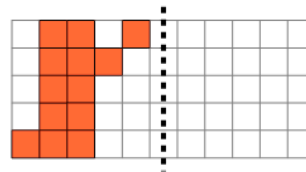
a



b

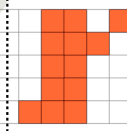


5

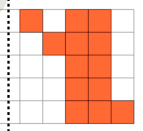


Which right side image would be symmetric?

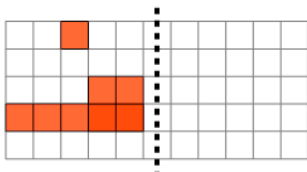
a



b



6

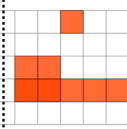


Which right side image would be symmetric?

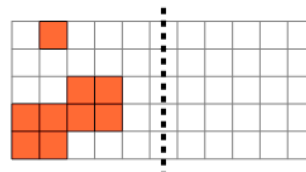
a



b

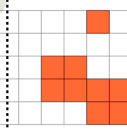


7



Which right side image would be symmetric?

a



b

