



Math worksheet on '3D Shapes - Count Edges and Faces - Reversed (Level 1)'. Part of a broader unit on 'Geometry - Surface Area of 3D Shapes - Intro'

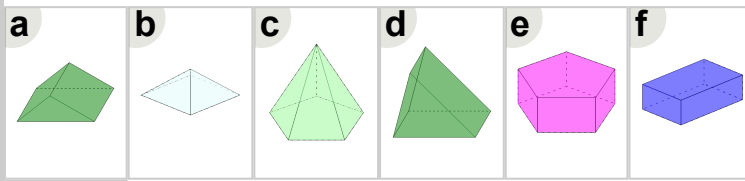
Learn online:

app.mobius.academy/math/units/geometry_surface_area_basic_shapes_intro/

1

Select the shape that is described

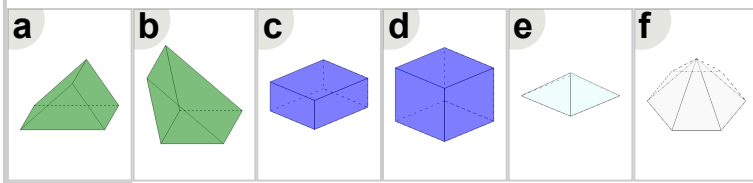
10 edges, 6 faces



2

Select the shape that is described

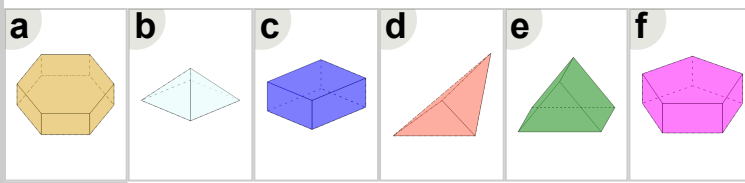
12 edges, 7 faces



3

Select the shape that is described

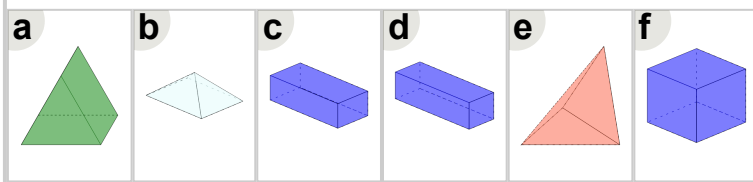
12 edges, 6 faces



4

Select the shape that is described

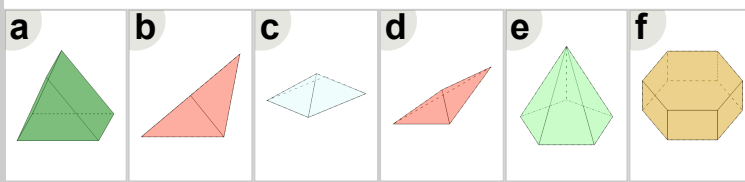
9 edges, 5 faces



5

Select the shape that is described

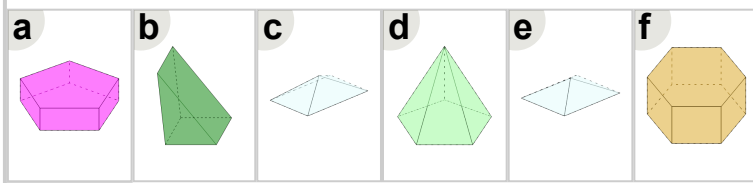
8 edges, 5 faces



6

Select the shape that is described

18 edges, 8 faces



7

Select the shape that is described

6 edges, 4 faces

