

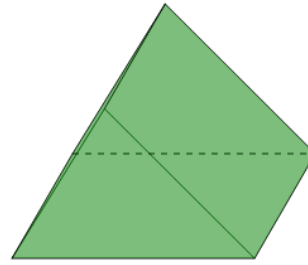


Math worksheet on '3D Shapes - Is the Shape a Prism or Pyramid - Type Only (Level 1)'. Part of a broader unit on 'Geometry - Shape Classification (3D) - Intro'

Learn online:

[app.mobius.academy/math/units/geometry\\_shapes\\_3d\\_classifying\\_intro/](http://app.mobius.academy/math/units/geometry_shapes_3d_classifying_intro/)

1



This shape is a prism

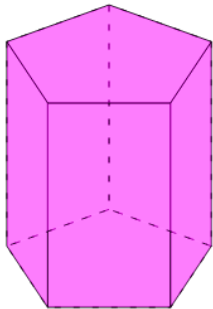
a

True

b

False

2



This shape is a prism

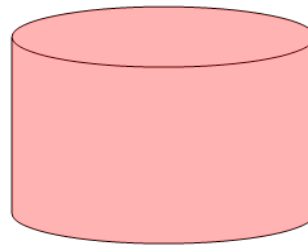
a

True

b

False

3



This shape is a prism

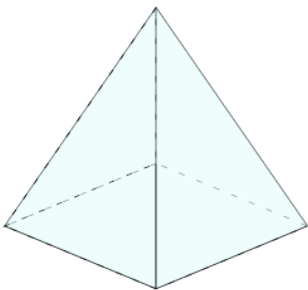
a

True

b

False

4



This shape is a pyramid

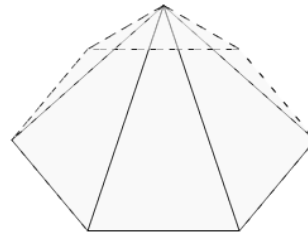
a

True

b

False

5



This shape is a prism

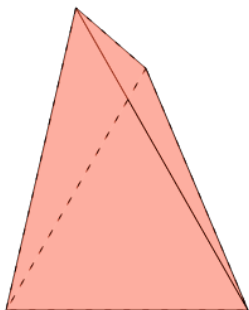
a

True

b

False

6



This shape is a pyramid

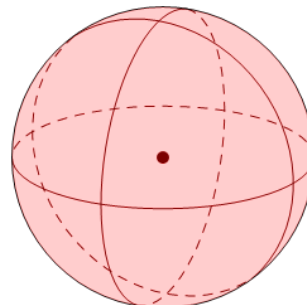
a

True

b

False

7



This shape is a prism

a

True

b

False