

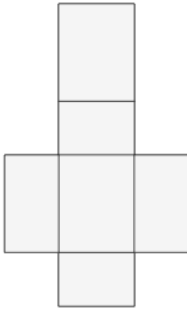


Math worksheet on 'Nets of 3D Shapes - Net Is Specific Type (Yes/No) (Level 1)'. Part of a broader unit on 'Geometry - Shape Classification (3D) - Intro'

Learn online:

app.mobius.academy/math/units/geometry_shapes_3d_classifying_intro/

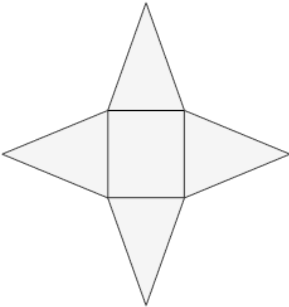
1



Does this net represent a Sphere?

a	b
Yes	No

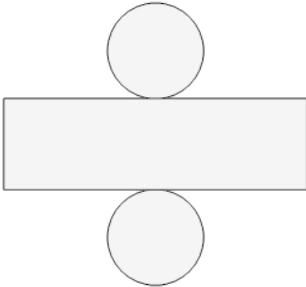
2



Does this net represent a Rectangular Pyramid?

a	b
Yes	No

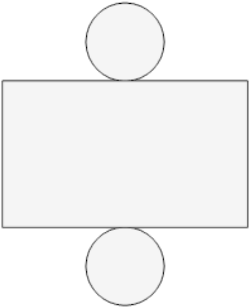
3



Does this net represent a Cylinder?

a	b
Yes	No

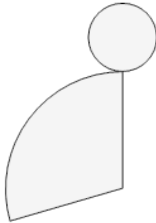
4



Does this net represent a Square Pyramid?

a	b
Yes	No

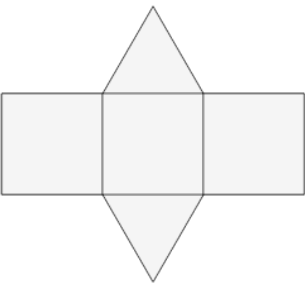
5



Does this net represent a Triangular Prism?

a	b
Yes	No

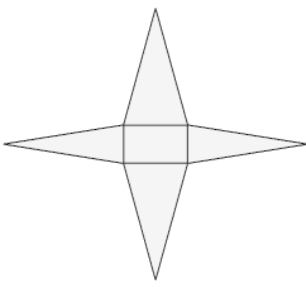
6



Does this net represent a Rectangular Pyramid?

a	b
Yes	No

7



Does this net represent a Rectangular Pyramid?

a	b
Yes	No