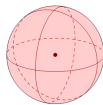


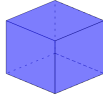






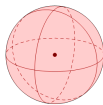




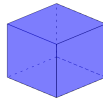
Math worksheet on 'Simple 3D Shapes - Reversed (Level 1)'. Part of a broader unit on 'Geometry Basics - Practice'

Learn online: app.mobius.academy/math/units/geometry_basics_practice/

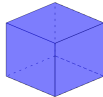
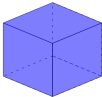
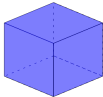

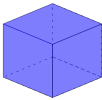

1 Select the shape that is named

Cube	a	b	c
			
	d	e	f
			


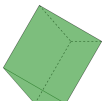
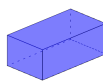

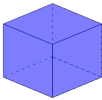

2 Select the shape that is named

Sphere	a	b	c
			
	d	e	f
			

3 Select the shape that is named

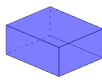
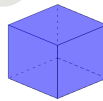
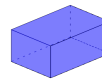
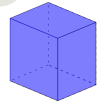
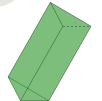

Cylinder	a	b	c
			
	d	e	f
			

4 Select the shape that is named

Cone	a	b	c
			
	d	e	f
			

5 Select the shape that is named

Triangular Prism

a	b	c	d	e	f
					

6 Select the shape that is named

Rectangular Prism

a	b	c	d	e	f
