

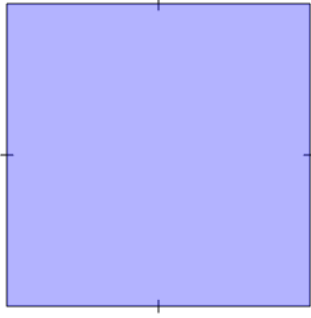


Math worksheet on 'Is Shape a Parallelogram (from image) (Level 2)'. Part of a broader unit on 'Geometry - Shape Classification (2D) - Intro'

Learn online:

app.mobius.academy/math/units/geometry_shapes_2d_classifying_intro/

1

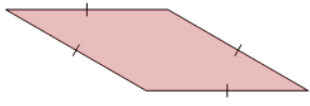


Is the shape a parallelogram

a Not a Parallelogram

b Parallelogram

2

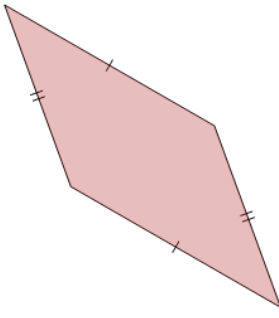


Is the shape a parallelogram

a Not a Parallelogram

b Parallelogram

3

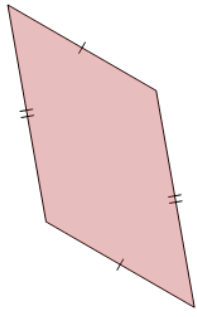


Is the shape a parallelogram

a Not a Parallelogram

b Parallelogram

4

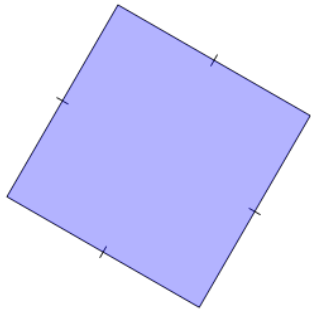


Is the shape a parallelogram

a Not a Parallelogram

b Parallelogram

5

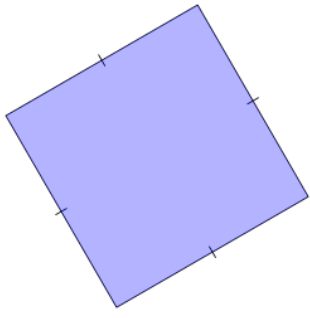


Is the shape a parallelogram

a Not a Parallelogram

b Parallelogram

6

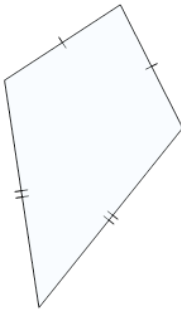


Is the shape a parallelogram

a Not a Parallelogram

b Parallelogram

7



Is the shape a parallelogram

a Parallelogram

b Not a Parallelogram