

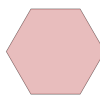








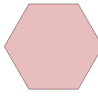




Math worksheet on 'Classifying Polygons by Sides - Reversed (Level 2)'. Part of a broader unit on 'Geometry Basics - Practice'

Learn online: [app.mobius.academy/math/units/geometry\\_basics\\_practice/](http://app.mobius.academy/math/units/geometry_basics_practice/)


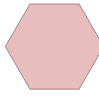


**1** Select the shape that is named

Hexagon	<b>a</b>	<b>b</b>	<b>c</b>
			
	<b>d</b>	<b>e</b>	<b>f</b>
			




**2** Select the shape that is named

Pentagon	<b>a</b>	<b>b</b>	<b>c</b>
			
	<b>d</b>	<b>e</b>	<b>f</b>
			

**3** Select the shape that is named

Square	<b>a</b>	<b>b</b>	<b>c</b>
			
	<b>d</b>		
			

**4** Select the shape that is named

Octagon	<b>a</b>	<b>b</b>	<b>c</b>
			
	<b>d</b>	<b>e</b>	<b>f</b>
	