



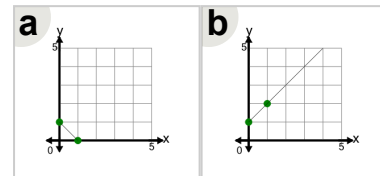
Math worksheet on 'Slope - Find Equivalent - Fraction Slope to Graph (Level 1)'. Part of a broader unit on 'Slope - Intro'

Learn online: app.mobius.academy/math/units/slope_intro/

1

What line has this slope?

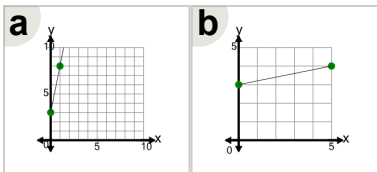
$$m = -1$$



2

$$m = \frac{1}{5}$$

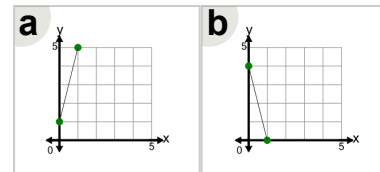
What line has this slope?



3

What line has this slope?

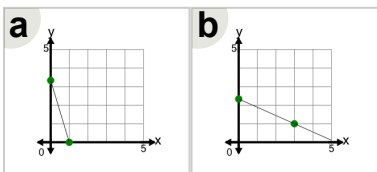
$$m = 4$$



4

$$m = -\frac{1}{3}$$

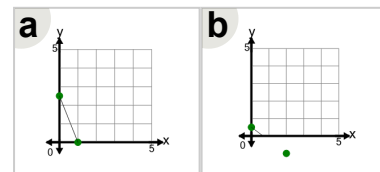
What line has this slope?



5

What line has this slope?

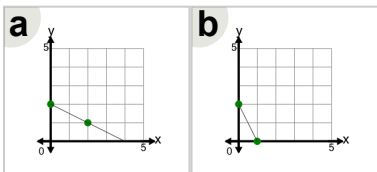
$$m = -\frac{1}{2}$$



6

$$m = -2$$

What line has this slope?



7

What line has this slope?

$$m = 3$$

