

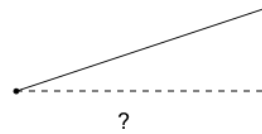


Math worksheet on 'Slope - Rise and Run Identify (Level 1)'. Part of a broader unit on 'Slope - Intro'

Learn online: [app.mobius.academy/math/units/slope\\_intro/](http://app.mobius.academy/math/units/slope_intro/)

1

When calculating slope, what is the name of the distance indicated?



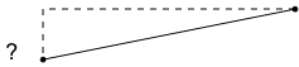
**a**

Rise

**b**

Run

2



When calculating slope, what is the name of the distance indicated?

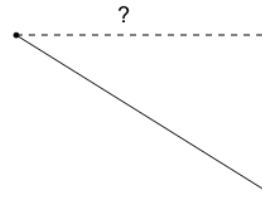
**a**

Rise

**b**

Run

3



When calculating slope, what is the name of the distance indicated?

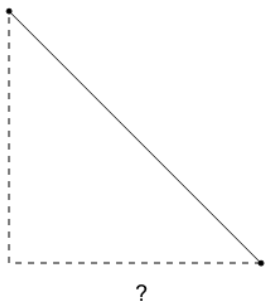
**a**

Run

**b**

Rise

4



When calculating slope, what is the name of the distance indicated?

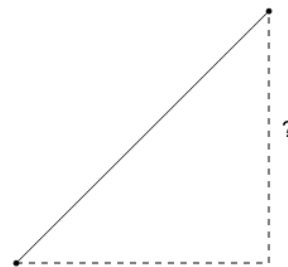
**a**

Rise

**b**

Run

5



When calculating slope, what is the name of the distance indicated?

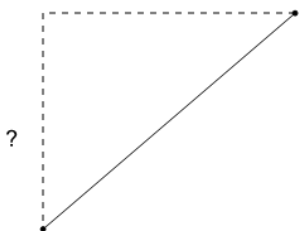
**a**

Rise

**b**

Run

6



When calculating slope, what is the name of the distance indicated?

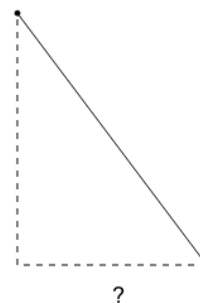
**a**

Run

**b**

Rise

7



When calculating slope, what is the name of the distance indicated?

**a**

Rise

**b**

Run