

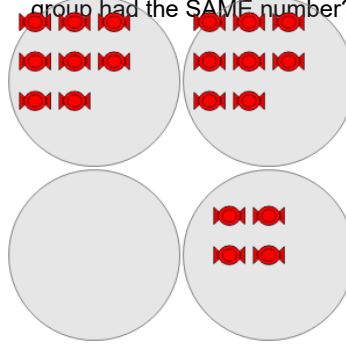


Math worksheet on 'Statistics - Mean - Pictures to Concept (Level 2)'. Part of a broader unit on 'Probability and Statistics - Mean, Median, and Mode Intro'

Learn online:

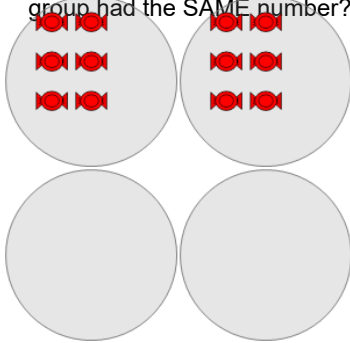
app.mobius.academy/math/units/probability_and_statistics_mean_median_mode_intro

1 How many red candies would be in each group if you rearranged them so every group had the SAME number?



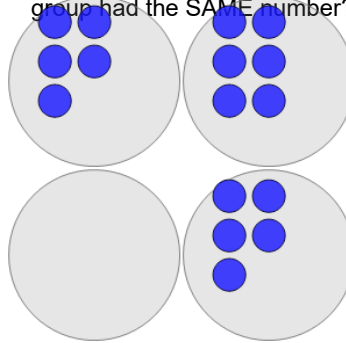
a	b	c
5	2	4
d	e	f
3	1	8

2 How many red candies would be in each group if you rearranged them so every group had the SAME number?



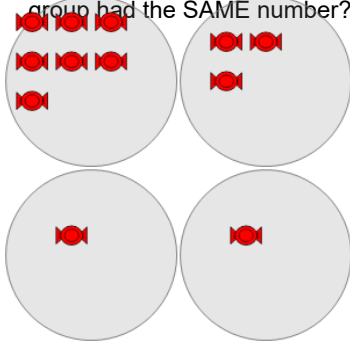
a	b	c
4	0	5
d	e	f
2	1	3

3 How many blue circles would be in each group if you rearranged them so every group had the SAME number?



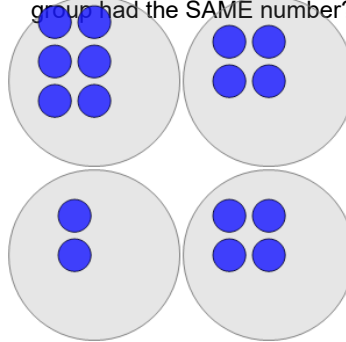
a	b	c
7	2	4
d	e	f
8	9	1

4 How many red candies would be in each group if you rearranged them so every group had the SAME number?




a	b	c
8	2	7
d	e	f
6	3	1

5 How many blue circles would be in each group if you rearranged them so every group had the SAME number?



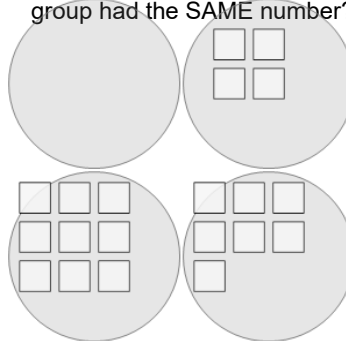
a	b	c
1	0	4
d	e	f
7	5	6

6 How many red candies would be in each group if you rearranged them so every group had the SAME number?



a	b	c
3	2	5
d	e	f
1	4	6

7 How many white squares would be in each group if you rearranged them so every group had the SAME number?



a	b	c
10	7	5
d	e	f
2	1	3