

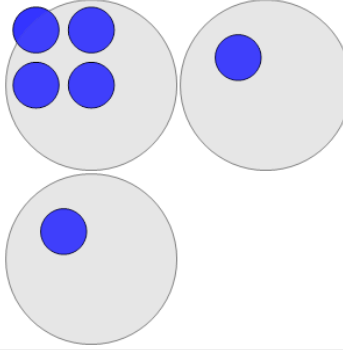


Math worksheet on 'Statistics - Mean - Pictures to Correct Term (Level 1)'. Part of a broader unit on 'Probability and Statistics - Mean, Median, and Mode Intro'

Learn online:

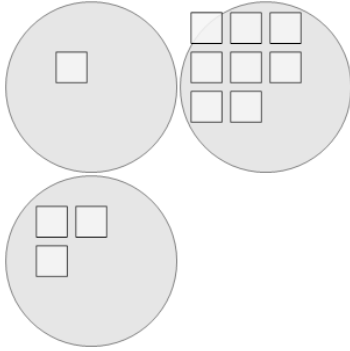
app.mobius.academy/math/units/probability_and_statistics_mean_median_mode_intro

1 What is the MEAN (average) number of blue circles in each group?



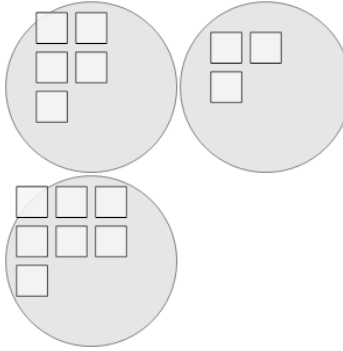
a	b	c
4	3	1
d	e	f
7	2	0

2 What is the MEAN (average) number of white squares in each group?



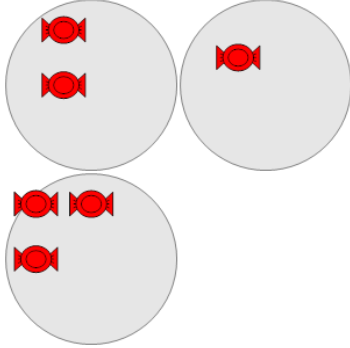
a	b	c
6	3	8
d	e	f
4	2	7

3 What is the MEAN (average) number of white squares in each group?



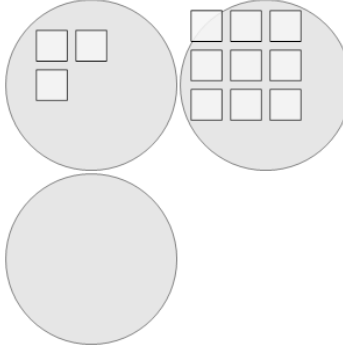
a	b	c
4	7	3
d	e	f
2	5	10

4 What is the MEAN (average) number of red candies in each group?



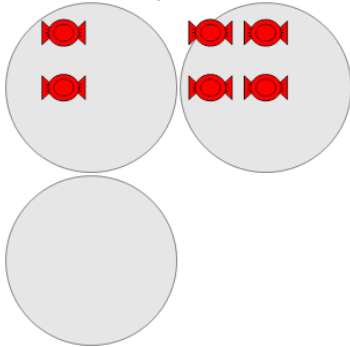
a	b	c
1	7	4
d	e	f
2	6	3

5 What is the MEAN (average) number of white squares in each group?



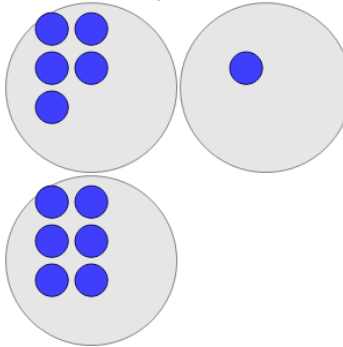
a	b	c
2	1	5
d	e	f
4	3	8

6 What is the MEAN (average) number of red candies in each group?



a	b	c
1	6	3
d	e	f
4	5	2

7 What is the MEAN (average) number of blue circles in each group?



a	b	c
3	5	4
d	e	f
2	9	8