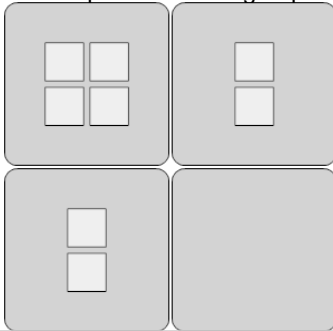




Statistics - Mean - Pictures to Correct Term

**1**

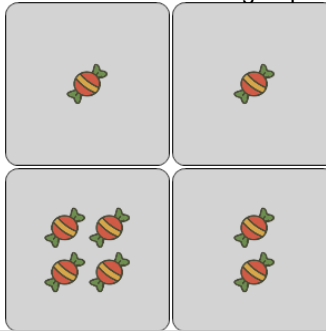
What is the MEAN (average) number of squares in each group?



A	B	C
6	4	5
D	E	F
7	2	1

2

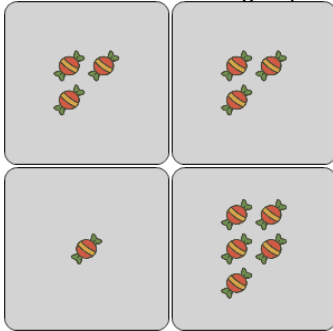
What is the MEAN (average) number of candies in each group?



A	B	C
5	0	6
D	E	F
2	1	4

3

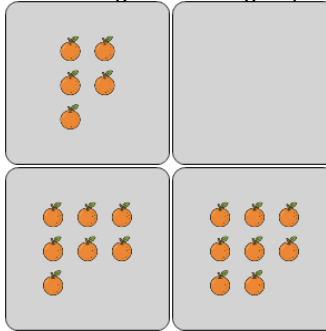
What is the MEAN (average) number of candies in each group?



A	B	C
3	2	6
D	E	F
4	1	5

4


What is the MEAN (average) number of oranges in each group?



A	B	C
6	5	9
D	E	F
8	0	10

5

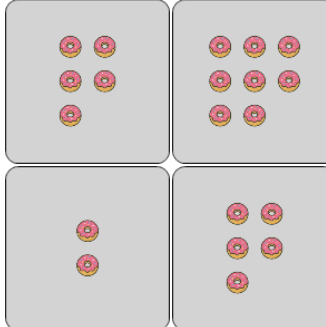
What is the MEAN (average) number of apples in each group?



A	B	C
5	8	4
D	E	F
9	6	1

6

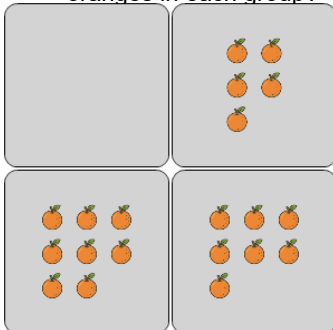
What is the MEAN (average) number of donuts in each group?



A	B	C
5	3	0
D	E	F
9	2	1

7

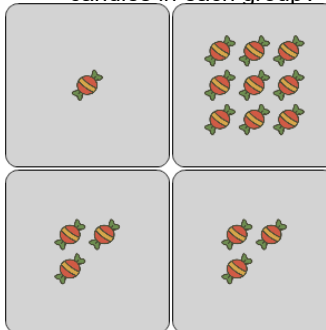
What is the MEAN (average) number of oranges in each group?



A	B	C
1	5	4
D	E	F
7	3	8

8

What is the MEAN (average) number of candies in each group?



A	B	C
1	0	2
D	E	F
5	3	4