

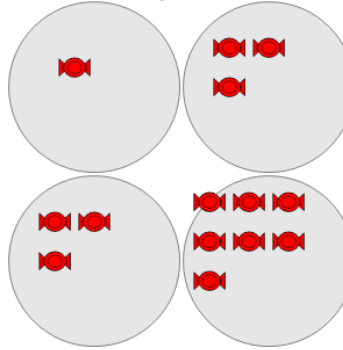


Math worksheet on 'Statistics - Range - Pictures to Correct Term (Level 2)'. Part of a broader unit on 'Probability and Statistics - Mean, Median, and Mode Intro'

Learn online:

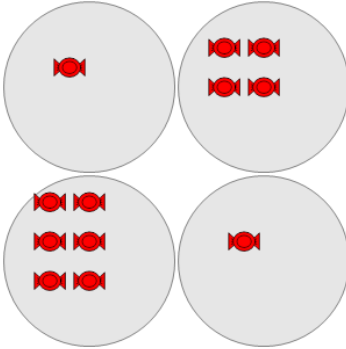
[app.mobius.academy/math/units/probability\\_and\\_statistics\\_mean\\_median\\_mode\\_intro](http://app.mobius.academy/math/units/probability_and_statistics_mean_median_mode_intro)

**1** What is the RANGE of the number of red candies in each group?



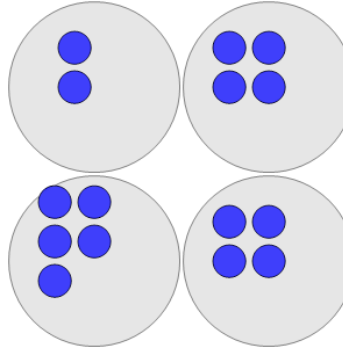
a	b	c
5	11	3
d	e	f
6	9	4

**2** What is the RANGE of the number of red candies in each group?



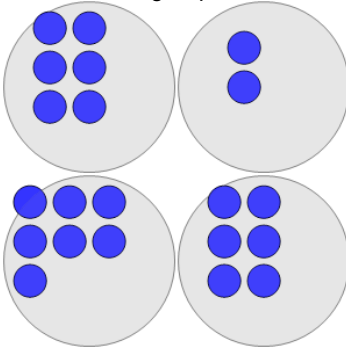
a	b	c
4	6	0
d	e	f
5	3	1

**3** What is the RANGE of the number of blue circles in each group?



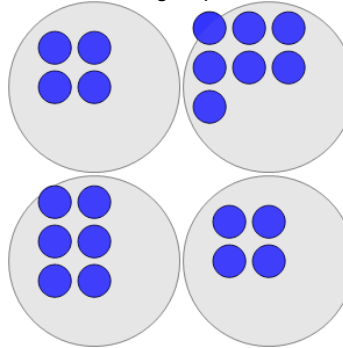
a	b	c
1	2	3
d	e	f
8	6	5

**4** What is the RANGE of the number of blue circles in each group?



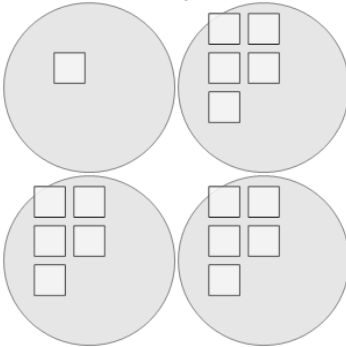
a	b	c
0	4	5
d	e	f
10	1	6

**5** What is the RANGE of the number of blue circles in each group?



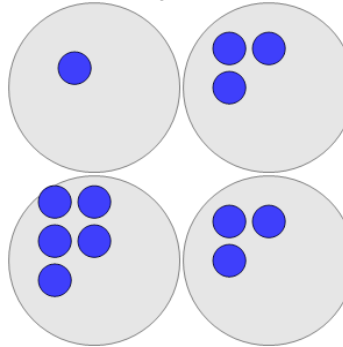
a	b	c
7	6	1
d	e	f
2	3	5

**6** What is the RANGE of the number of white squares in each group?



a	b	c
0	1	8
d	e	f
4	7	2

**7** What is the RANGE of the number of blue circles in each group?



a	b	c
2	6	0
d	e	f
1	4	8