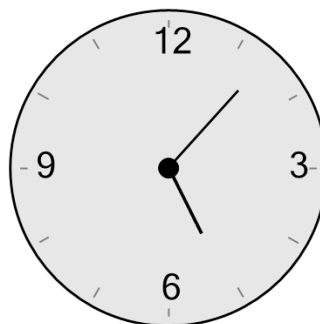




Math worksheet on 'Time - Telling - Clock to Words - One Minutes (Level 1)'. Part of a broader unit on 'Time - Telling - Practice'

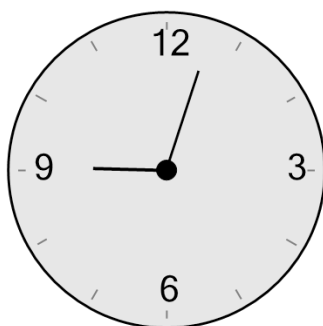
Learn online: [app.mobius.academy/math/units/time\\_telling\\_practice/](http://app.mobius.academy/math/units/time_telling_practice/)

**1** What time is shown on this clock?



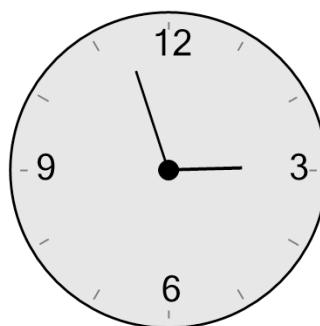
- a** six twenty-seven
- b** six oh two
- c** one oh eight
- d** four oh eight
- e** five twenty-two
- f** five oh seven

**2** What time is shown on this clock?



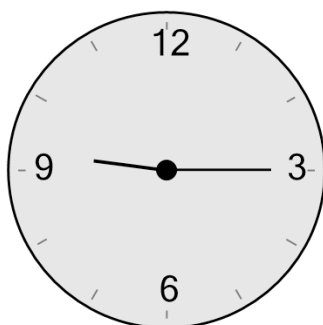
- a** nine eighteen
- b** twelve twelve
- c** nine thirteen
- d** five twelve
- e** nine oh three
- f** seven thirteen

**3** What time is shown on this clock?



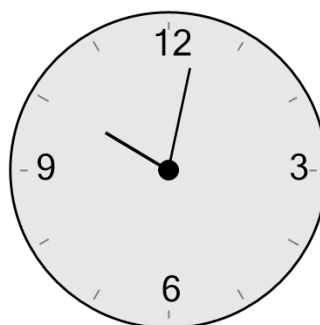
- a** three minutes to two
- b** twenty-three minutes to two
- c** one minutes to two
- d** three minutes to three
- e** thirteen minutes to four
- f** three minutes to six

**4** What time is shown on this clock?



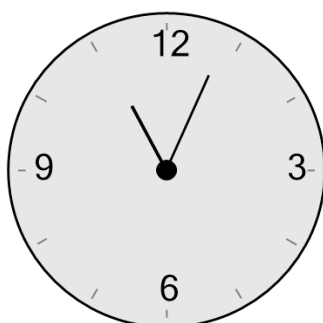
- a** five oh five
- b** seven ten
- c** nine oh five
- d** quarter past nine
- e** eight ten
- f** twelve oh five

**5** What time is shown on this clock?



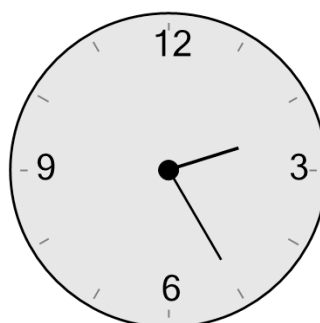
- a** eleven oh eight
- b** six oh three
- c** ten eighteen
- d** ten oh two
- e** seven thirteen
- f** eight oh eight

**6** What time is shown on this clock?



- a** eleven oh six
- b** eleven oh nine
- c** twelve twenty-four
- d** eleven oh four
- e** seven twenty-four
- f** twelve sixteen

**7** What time is shown on this clock?



- a** half past four
- b** one twenty
- c** quarter to four
- d** twenty to two
- e** two twenty-five
- f** quarter to three