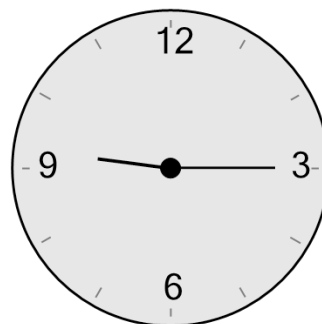




Math worksheet on 'Time - Telling - Clock to Words - Quarter Hours (Level 1)'. Part of a broader unit on 'Time - Telling - Practice'

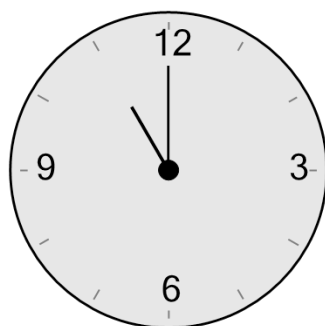
Learn online: [app.mobius.academy/math/units/time\\_telling\\_practice/](http://app.mobius.academy/math/units/time_telling_practice/)

**1** What time is shown on this clock?



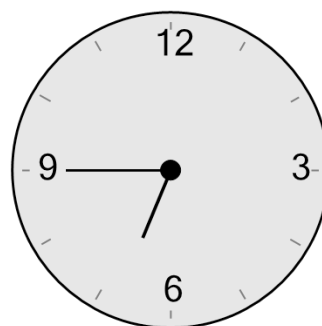
- a** twelve twenty
- b** nine oh five
- c** five ten
- d** quarter past nine
- e** seven o'clock
- f** ten twenty-five

**2** What time is shown on this clock?



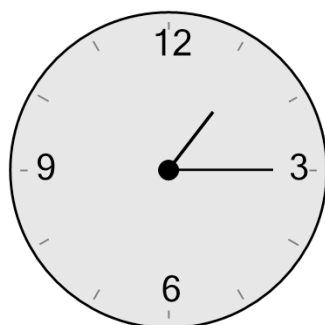
- a** quarter past ten
- b** six twenty
- c** eleven o'clock
- d** quarter past six
- e** eleven twenty-five
- f** eleven oh five

**3** What time is shown on this clock?



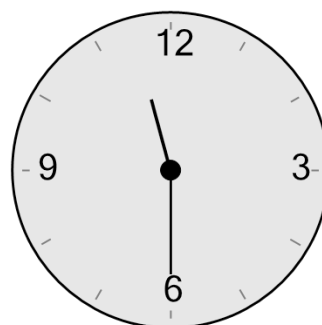
- a** quarter to seven
- b** twenty to four
- c** one minutes to two
- d** twenty-five to nine
- e** half past five
- f** ten to five

**4** What time is shown on this clock?



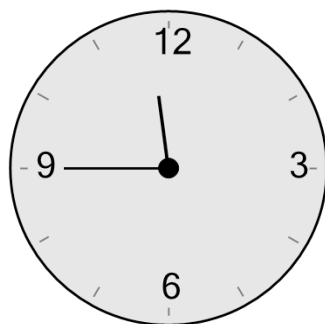
- a** five o'clock
- b** one oh five
- c** five ten
- d** quarter past one
- e** three ten
- f** half past two

**5** What time is shown on this clock?



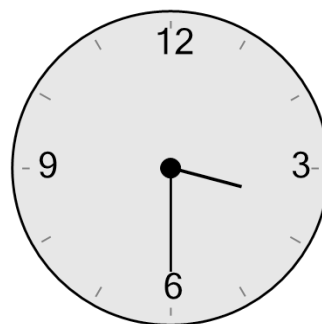
- a** quarter past twelve
- b** six ten
- c** quarter past seven
- d** half past eleven
- e** quarter to twelve
- f** quarter to eleven

**6** What time is shown on this clock?



- a** one minutes to twelve
- b** half past twelve
- c** twenty-five to eight
- d** twenty to twelve
- e** quarter to twelve
- f** twenty-five to one

**7** What time is shown on this clock?



- a** one oh five
- b** half past three
- c** quarter past one
- d** ten to seven
- e** twenty to eight
- f** three twenty